



2018

OPERATING SUMMARY



2.34 Mt
of waste processed
by Sycotom in 2018



+1.3%
Growth in
separate collection
between 2017 and 2018



4,959 t
of food waste treated
(composting
or methanisation)



245,300 t
of waste transported by
water in 2018



**13 of the
17 SDGs**
Sustainable Development
Goals defined by the United
Nations, impacted by
Sycotom's CSR policy



Nearly
**2,000
half-days**
of awareness-raising by
eco-facilitators
in 2018



137 projects
received for the 2018 Zero
Waste Design Competition



€2.8 M
allocated to international
solidarity projects
since 2015



Building on our strong track record, we are taking up the Great challenge of reducing and recycling waste in the region

2018 was marked by the implementation of numerous projects that demonstrate Sycotom's commitment to a more circular economy and a more virtuous and sustainable model for the city of tomorrow.

I would like to highlight the efforts we made to adapt our industrial tool to the new sorting instructions for all packaging, the actions we are stepping up, in the field, to make people more aware of the need for sorting, recycling and composting and the large-scale modernisation projects that we

launched on several of our sites.

I am delighted with the progress made at Ivry/Paris XIII where we are replacing the old plant with a "new generation" energy recovery unit (ERU) as well as in Saint-Ouen-sur-Seine where we are carrying out a vast modernisation programme for our ERU, Étoile Verte. I should also mention the project to transform the waste treatment centre in Romainville/Bobigny, which reached new milestones in 2018 and the construction of the sorting centre for selective collection in Paris XVII that we inaugurated in June 2019.

All these ambitious actions pursue the same objectives: reconcile industrial performance and respect for the environment, technological innovation and urban integration.

To bring them to fruition, we strive to act in consultation and interaction with a wide variety of stakeholders: for instance, in 2018, we increased our trips abroad to enrich our experience with that of our counterparts; we are also pursuing our scientific partnerships to open up new ways of recovering waste; lastly, we worked with the Île-de-France Region and local authorities to develop the Regional plan for waste prevention and management (PRPGD) and meet the objectives set by the French law and the European directive.

All the initiatives that we have taken this year aim to achieve the "zero non-recovered waste" target by 2025. The same is true of the unprecedented approach upon which Sycotom embarked in early 2019: we have invited our partners and various stakeholders to reflect on serious and coherent avenues that could allow us to collectively take up the Great challenge of reducing waste and recycling more. The stakes involved demand this exceptional mobilisation, above and beyond differences. I sincerely hope that it will lead to a shared action plan.

The State and the Île-de-France Region have encouraged us in this ambitious undertaking. In the spring of 2019, they entrusted Sycotom with a mission to coordinate the prevention, collection and treatment of household waste, in partnership with volunteer local authorities in the region.

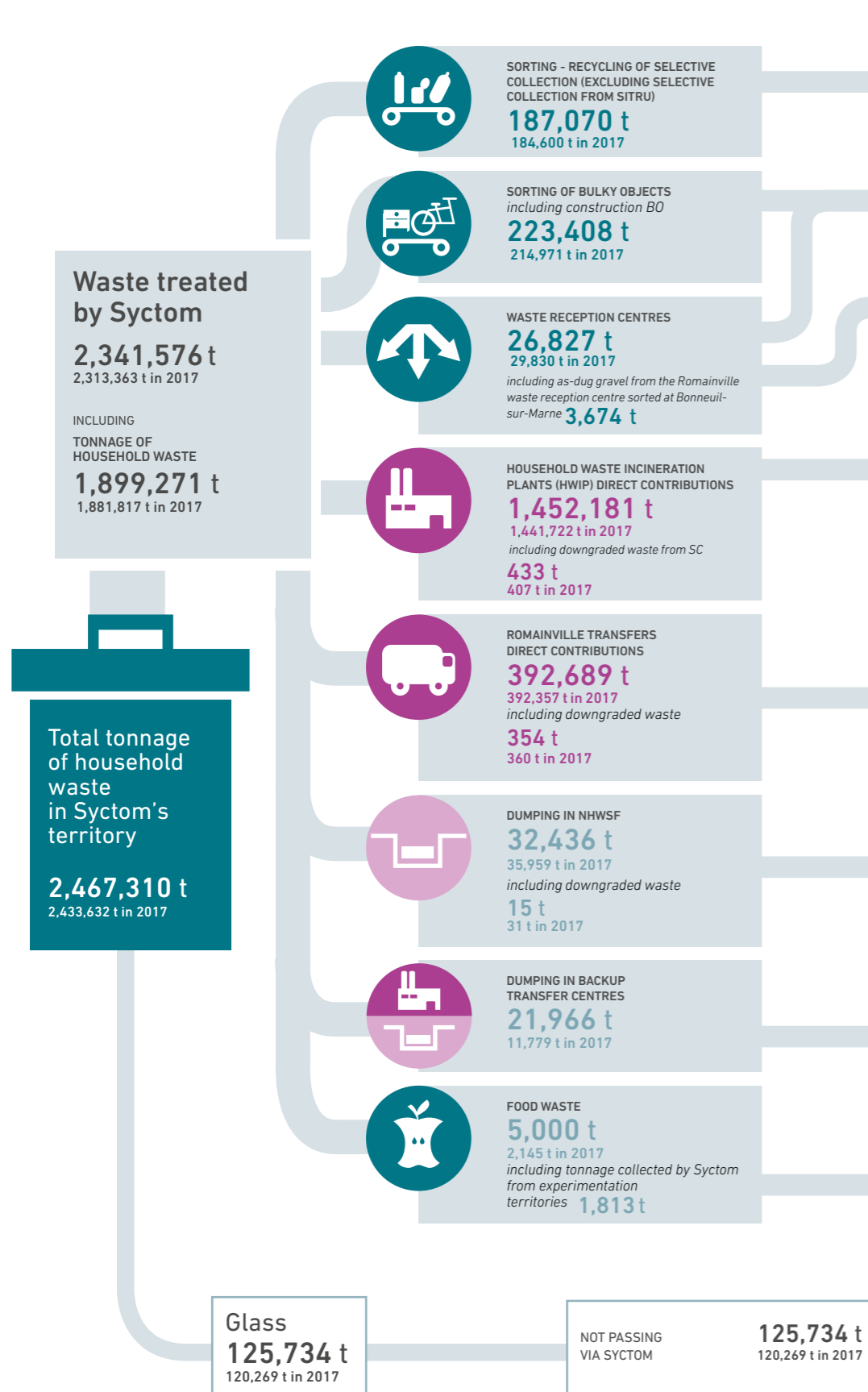
Jacques GAUTIER

President of Sycotom, l'agence métropolitaine des déchets ménagers

The public authority for the sustainable management
of household waste in the Paris region

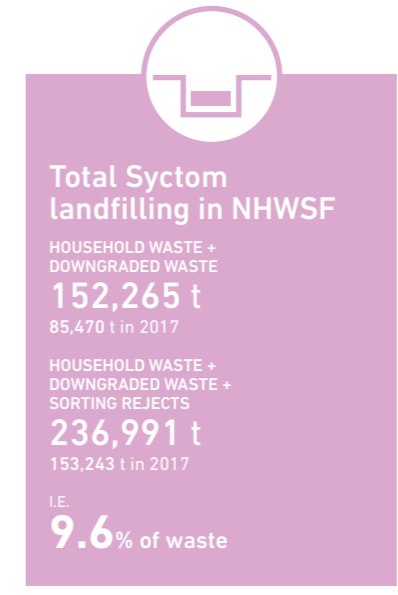

BREAKDOWN OF TONNAGE IN DIFFERENT TREATMENT CENTRES IN 2018

Region with 5,819,347 inhabitants

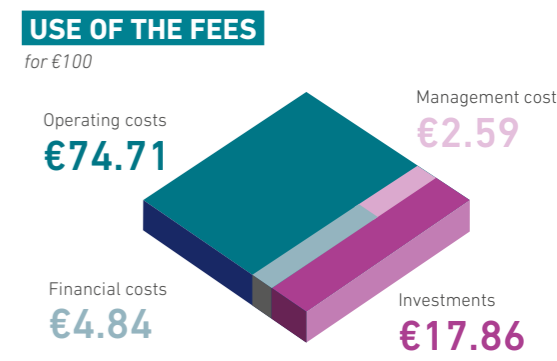
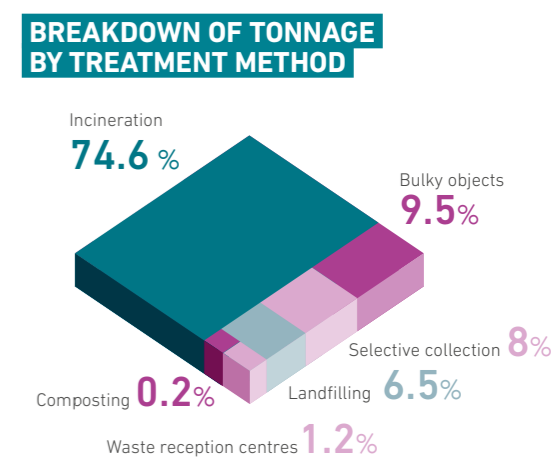


SYCOTM CENTRES	135,688 t	161,406 t in 2017
EXTERNAL CENTRES	51,382 t	23,194 t in 2017
EXTERNAL CENTRES	226,971 t	218,913 t in 2017
SYCOTM'S WASTE RECEPTION CENTRES	23,153 t	25,884 t in 2017
SYCOTM HWIP	1,358,422 t	1,369,379 t in 2017
EXTERNAL HWIP	70,345 t	63,428 t in 2017
NHWSF	23,414 t	8,915 t in 2017
SYCOTM HWIP	263,353 t	315,227 t in 2017
EXTERNAL HWIP	37,699 t	38,162 t in 2017
NHWSF	93,218 t	39,039 t in 2017
DIRECT CONTRIBUTIONS downgraded waste	32,420 t	35,928 t in 2017 15 t 31 t in 2017
SYCOTM HWIP	16,736 t	1,725 t in 2017
EXTERNAL HWIP	2,094 t	8,332 t in 2017
NHWSF	3,197 t	1,567 t in 2017
COMPOSTING OR METHANISATION downgraded waste	4,959 t	2,103 t in 2017 41 t 42 t in 2017

RECYCLING (INCLUDING DOWNSTREAM STOCK)	135,190 t	133,975 t in 2017
STOCK VARIATION UPSTREAM	2,882 t	70 t in 2017
INCINERATED REJECTS	44,425 t	46,051 t in 2017
REJECTS PUT IN NHWSF	4,574 t	4,504 t in 2017
RECOVERY including recovery in boilers	140,287 t	133,959 t in 2017 7,413 t 10,459 t in 2017
INCINERATED REJECTS	8,534 t	22,781 t in 2017
REJECTS PUT IN NHWSF	73,104 t	57,969 t in 2017
RECOVERY	16,048 t	19,227 t in 2017
INCINERATED REJECTS	56 t	1,357 t in 2017
REJECTS PUT IN NHWSF	7,049 t	5,300 t in 2017
BOTTOM ASH DISPOSED	301,783 t	308,947 t in 2017
FERROUS SCRAP SOLD	35,691 t	36,858 t in 2017
NON-FERROUS SCRAP SOLD	2,993 t	2,829 t in 2017
REFIOM	44,358 t	44,849 t in 2017
ELECTRICITY SOLD	130,996 MWh	138,878 MWh in 2017
STEAM (OTHER) NON INCLUDED	44,107 MWh	NON INCLUDED in 2017
STEAM SOLD (CPCU)	2,708,321 MWh	2,637,654 MWh in 2017
ORGANIC COMPOST (DIGESTATE AND/OR COMPOST)	4,260 t	1,766 t in 2017
INCINERATED REJECTS	119 t	97 t in 2017
RECYCLING	125,734 t	120,269 t in 2017




* Bottom ash, ferrous and non-ferrous scrap metal are subjected to materials recovery. To avoid a double count, this percentage was calculated by subtracting these materials from the total energy recovery tonnage. All percentages are calculated including glass.

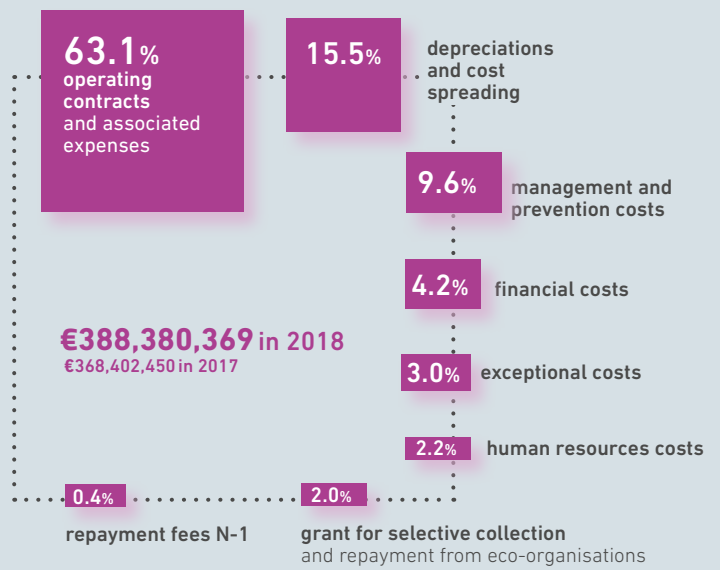


OPERATIONS

Revenue




Expenditure

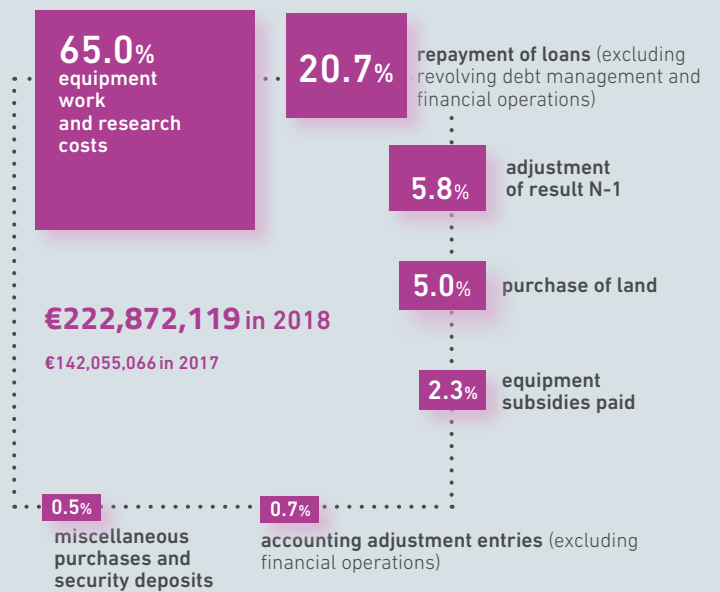


INVESTMENT

Revenue



Expenditure



PRICING UNCHANGED IN 2018

Fees to promote materials recovery



HOUSEHOLD WASTE AND BULKY OBJECTS
94 €/t



SELECTIVE COLLECTION
5 to 30 €/t
depending on the tonnage collected (free for tonnages higher than those recorded in 2015)



FOOD WASTE
5 €/t



AMOUNT OF THE POPULATION SHARE OF FEES
5.6 €/inhabitant

Subsidies to support sorting



SELECTIVE COLLECTION
20 to 50 €/t
for tonnages greater than those recorded in 2015.
The bonus is applied depending on the sorting performance.



FOOD WASTE
30 €/t
for an experimental period of 3 years.
Or collection undertaken by Syctom.

