

# ACTIVITY REPORT 2008



**2.43**  
million  
tonnes  
of waste processed  
by SYCTOM

**467 kg**  
of household  
waste/person  
in SYCTOM's  
sphere\*

**-2%**  
Reduction in  
tonnage collected  
between 2007 and  
2008

**27%**  
of waste  
collected is subject  
to materials  
recovery\*

**54%**  
of waste  
collected is  
subject to energy  
recovery\*

**11,000**  
fewer lorries  
in 2008 thanks  
to alternative  
transport

**300,000**  
standard homes  
heated and  
provided with hot  
water thanks to  
SYCTOM's  
incineration centres



FRANÇOIS DAGNAUD  
Chairman of SYCTOM  
of the Paris agglomeration

In the wake of the municipal elections, 2008 was characterised by the renewal of our Syndicate committee. SYCTOM of the Paris agglomeration began its new mandate on healthy foundations. The rigorous management of its finances allowed it to continue to meet the challenge of sustainable waste management focused on the future, despite the economic downturn.

Inspired by the principle of responsibility to future generations, our strategic direction has been given further confirmation by the European waste directive of November 2008 and the

Grenelle environment law. Our actions are also echoed in the elaboration of a regional plan for waste disposal, which should be approved at the end of 2009 and in the implementation in Paris.

The transformation of the Ivry-Paris XIII sorting and energy recovery centre, which will be begun after the public hearing, will form the major project of the decade, on a scale comparable to the Isséane centre which opened at the end of 2007. With the start-up of the sorting centre in Sevran, the construction of the first of the Parisian sorting centres and the launch of two methanisation projects, these projects demonstrate the Syndicate's priorities: to reduce the quantity of waste, diversify our recovery methods, adapt our processing capacities, which are still deficient relative to our needs, and develop alternative means of transport.

Our management is focused on the long term. Our current decisions find their foundations in united choices, agreed on several years ago. And they commit SYCTOM for the future.

The downward trend for tonnage of waste processed, which became more marked with the recession in 2008, validates our decision to reduce incineration capacities in our centres when they are overhauled.

It is under this condition that we can meet our commitments in favour of sustainable development and fulfil our public service mission. The success of our projects will continue to be based on our ability to listen to our partners, to share our choices, on the quality of our projects, of their industrial processes and their urban and architectural integration, on the solidarity between our territories and the recognised professionalism of our teams.

# OPERATING SUMMARY

## 2008<sup>(1)</sup>

Figures in brackets correspond to 2007 data

Total tonnage of household waste in SYCTOM's sphere  
**2,606,604 tonnes**  
*(2,652,210 tonnes)*

Human resources as at 31/12/2008:  
 → SYCTOM: 115 agents  
 → Private operators of SYCTOM's processing units: 766 staff

Waste processed by SYCTOM  
**2,428,696 tonnes**  
*(2,479,243 tonnes)*

of which household waste tonnage  
**2,039,875 tonnes**  
*(2,072,229 tonnes)*

Sorting - recycling of selective collections  
**166,903 tonnes**  
*(166,388 tonnes)*

Sorting of bulky items  
**192,436 tonnes**  
*(202,559 tonnes)*

SYCTOM waste reception centres  
**29,482 tonnes**  
*(38,067 tonnes)*

HWIU direct inputs  
**1,651,496 tonnes**  
*(1,308,991 tonnes)*  
 Including declassifications  
**3,647 tonnes**

Transfer Romainville \* Direct inputs  
**300,748 tonnes**  
*(363,089 t)*  
 Including declassifications  
**8,622 tonnes**

Landfill sites reserved for non-dangerous waste  
**87,632 tonnes**  
*(71,778 tonnes)*

Not transiting via SYCTOM  
**110,467 tonnes**  
*(103,226 tonnes)*  
 Transiting via SYCTOM  
**1,954 tonnes**  
*(2,902 tonnes)*

Not transiting via SYCTOM

SYCTOM centres  
**118,108 tonnes**  
*(109,272 tonnes)*

Private centres  
**48,794 tonnes**  
*(57,115 tonnes)*

SYCTOM centres  
**96,416 tonnes**  
*(114,090 tonnes)*

Private centres  
**96,020 tonnes**  
*(88,470 tonnes)*

SYCTOM waste reception centres  
**29,286 tonnes**  
*(38,067 tonnes)*

SYCTOM HWIUs  
**1,527,006 tonnes**  
*(1,172,392 tonnes)*

Private HWIUs  
**55,684 tonnes**  
*(84,508 tonnes)*

Landfill sites reserved for non-dangerous waste  
**68,806 tonnes**  
*(52,091 tonnes)*

SYCTOM HWIUs  
**99,005 tonnes**  
*(7,630 tonnes)*

Private HWIUs  
**16,088 tonnes**  
*(1,917 tonnes)*

Landfill sites reserved for non-dangerous waste  
**180,942 tonnes**  
*(348,854 tonnes)*

Direct inputs  
**87,328 tonnes**  
*(71,569 tonnes)*  
 declassifications  
**304 tonnes**  
*(209 tonnes)*

Glass  
**112,421 tonnes**  
*(106,128 tonnes)*

Waste from non-dumping municipalities  
**65,487 tonnes**  
*(66,839 tonnes)*

(1) These figures were closed on 28 April 2009. Given our deadlines, certain values had to be published without formal validation from all of SYCTOM's partners.



Recycling	117,008 tonnes (118,634 tonnes)
Incinerated rejects	32,861 tonnes (24,895 tonnes)
Rejects sent to landfill site	17,033 tonnes (22,858 tonnes)

Recovery	86,895 tonnes (75,174 tonnes)
Rejects sent to landfill site	105,542 tonnes (127,385 tonnes)

Recovery	15,282 tonnes (20,071 tonnes)
Incinerated rejects	828 tonnes (707 tonnes)
Rejects sent to landfill site	13,371 tonnes (17,290 tonnes)

Evacuated clinkers	328,662 tonnes (278,579 tonnes)
Ferrous sold	36,079 tonnes (33,126 tonnes)
Non-ferrous sold	2,321 tonnes (2,039 tonnes)
REFIOM	41,691 tonnes (33,506 tonnes)
Electricity sold	103,615 Mwh (129,611 Mwh)
Steam (other)	3,386 Mwh (33,036 Mwh)
Steam sold (CPCU)	2,541,579 Mwh (2,147,651 Mwh)

Recycling	112,378 tonnes (105,982 tonnes)
-----------	------------------------------------

**Total material recovery**  
**698,625 tonnes**  
 i.e. **27 %** of waste  
 (633,184 tonnes)

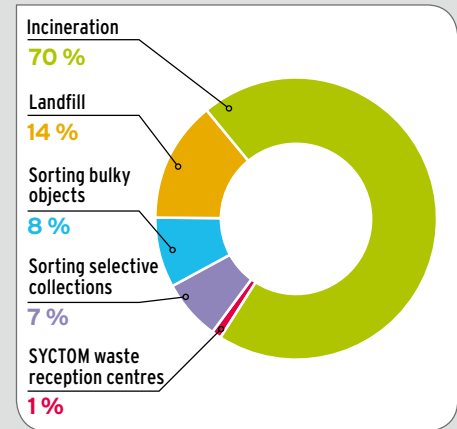
of which clinkers, ferrous and non-ferrous  
 367,062 tonnes  
 (313,744 tonnes)

**Total energy recovery**  
 Household waste + declassification + rejects  
**1,731,472 tonnes**  
 i.e. **54 %\*** of waste  
 (1,426,694 tonnes)

**Total SYCTOM landfill in landfill sites reserved for non-dangerous waste**  
 Household waste + declassification  
**337,380 tonnes**  
 i.e. **17 %** of waste  
 (662,181 tonnes)

Household waste + declassification + rejects  
**473,631 tonnes**  
 i.e. **19 %** of waste  
 (830,237 tonnes)

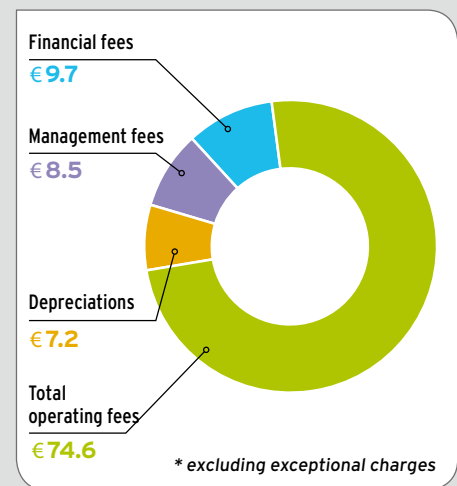
**Breakdown of tonnages by processing methods**



**Cost of processing per tonne**

Selective collections	€201.39
Bulky objects	€102.81
Incineration with energy recovery	€68.92
Landfill	€91.46

**Use of the fees for 100 euros\***

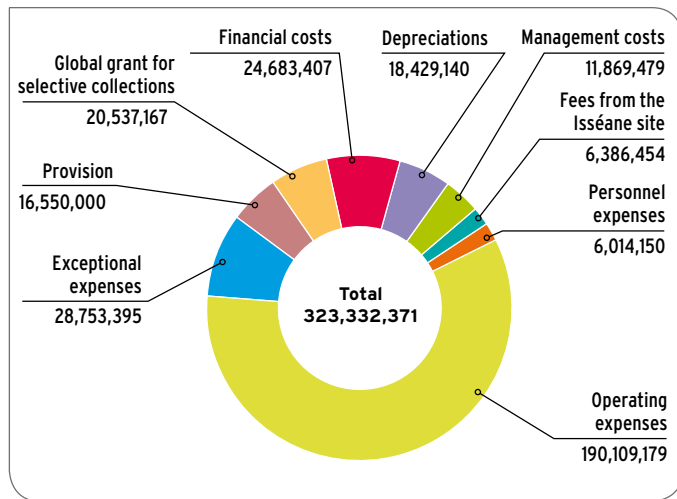


\* Clinkers, ferrous and non-ferrous are subject to materials recovery. To avoid a double count, this percentage has been calculated by subtracting these materials from the total energy recovery tonnage.

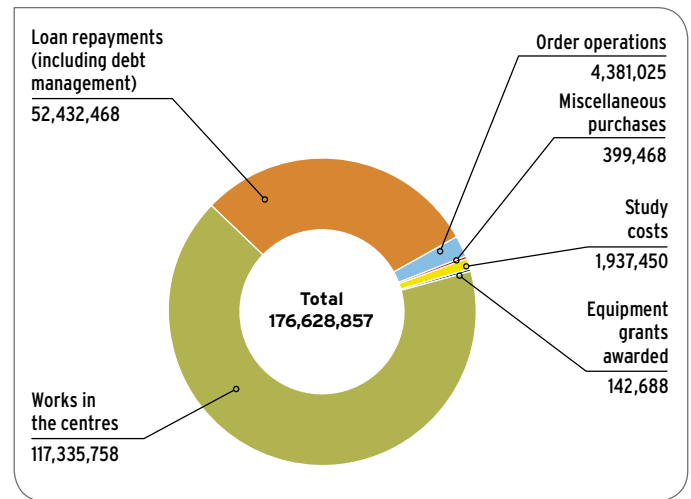


# 2008 SYCTOM BUDGET: €499.96 M

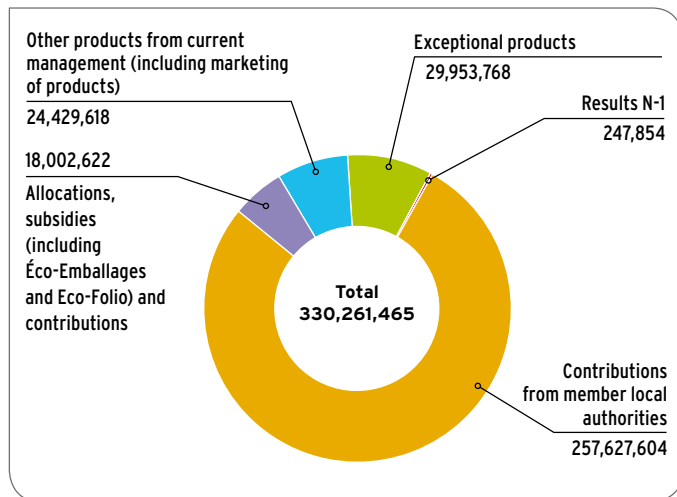
Operating expenditure in € (incl. of tax)




Investment expenditure in € (incl. of tax)



Operating income in € (incl. of tax)



Investment income in € (incl. of tax)



**5.5**  
million  
inhabitants

**84**  
municipalities

**5**  
départements of  
the Paris region

**SYCTOM (inter-communal household waste management group) of the Paris agglomeration is an engine for environmental protection. Responsible for processing and recovering household waste from half of the Paris region, or some 10% of the national population, it contributes through its commitments and activities to promoting sustainable development on its territory.**

### A public service mission

SYCTOM (inter-communal household waste management group) of the Paris agglomeration is a public administrative establishment which brings together 84 municipalities from across 5 départements:

With a view to the sustainable management of waste, SYCTOM's strategy is to:

- contribute to reducing the production of waste,
- diversify its recovery methods and increase its processing

- capacities in favour of materials and organic recycling,
- limit use of landfill,
- control the sanitary and environmental impacts of its activity, in particular greenhouse gas emissions,
- act in transparency and cooperation.

### SYCTOM's installations

In 2008, SYCTOM had 14 processing centres distributed across 8 municipalities. It also mobilised 17 private installations.

Under construction: 1 selective collection sorting centre in Paris in the 15th arrondissement, 1 methanisation unit in Romainville and 1 river platform in Bobigny.

Projects: 1 methanisation centre in Blanc-Mesnil/Aulnay-sous-Bois, 2 selective collection sorting centres in the 12th and 17th arrondissements of Paris and 1 pre-sorting and river transfer of bulky objects centre in the 13th arrondissement.